

Windchill® Archive Module

Archive and restore your Pro/INTRALINK® 8.0 and Windchill 8.0 data

Windchill Archive is the perfect add-on module for Pro/INTRALINK 8.0 and Windchill 8.0 users who want to quickly extract and restore product information.

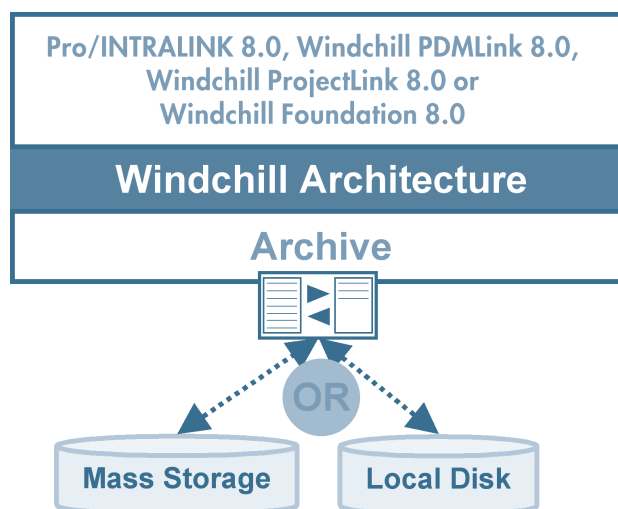
The optional Windchill Archive module delivers new capabilities for collecting, storing and restoring information managed within Pro/INTRALINK 8.0 and Windchill systems. Now, manufacturers can have a long-term storage and retrieval solution for their PTC Windchill-based applications. Plus, administrators can use the search tools to locate archived information and restore the data when needed.

Purge Benefits

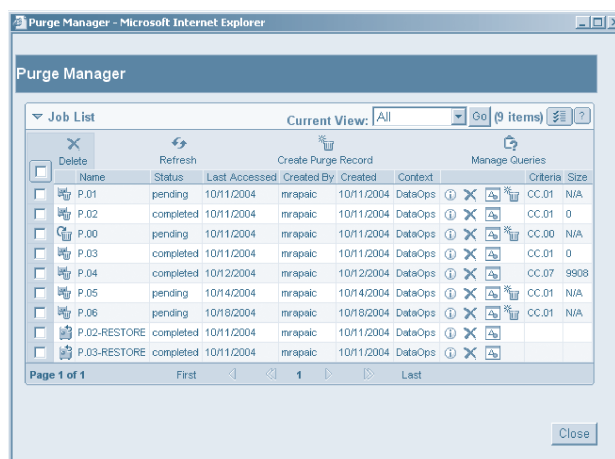
- Reduce “clutter” of unnecessary data in system
- Improve system performance
- Drive compliance with industry regulations and corporate policies pertaining to data retention

Purge, Archive and Restore Manager

- Provides a central dashboard for purge and archive tasks, and management
- Enable users to create purge jobs to permanently remove data and create an archive of data to be restored at a later time.
- List purge and archive jobs, along with their status
- Provide access to managing queries for archive and purge
- Enjoy powerful usability tools:
 - Table Preferences Wizard for sorting and field display options
 - View chooser for filtering (e.g., Archive jobs only, Restore job only, etc.)



Windchill Archive works with all Windchill-based solutions (including Pro/INTRALINK 8.0) providing a means to extract and restore product information.



The screenshot shows the Purge Manager web interface in Microsoft Internet Explorer. The interface includes a 'Job List' table with columns for Name, Status, Last Accessed, Created By, Created, Context, Criteria, and Size. The table contains several rows of purge jobs, including P.01 through P.06 and P.02-RESTORE and P.03-RESTORE. The status of these jobs varies between 'pending' and 'completed'. The interface also includes navigation buttons like 'First', '1', and 'Last', and a 'Close' button at the bottom right.

Delete	Refresh	Create Purge Record	Manage Queries	Name	Status	Last Accessed	Created By	Created	Context	Criteria	Size
				P.01	pending	10/11/2004	nrpapic	10/11/2004	DataOps	CC.01	N/A
				P.02	completed	10/11/2004	nrpapic	10/11/2004	DataOps	CC.01	0
				P.00	pending	10/11/2004	nrpapic	10/11/2004	DataOps	CC.00	N/A
				P.03	completed	10/11/2004	nrpapic	10/11/2004	DataOps	CC.01	0
				P.04	completed	10/12/2004	nrpapic	10/12/2004	DataOps	CC.07	9908
				P.05	pending	10/14/2004	nrpapic	10/14/2004	DataOps	CC.01	N/A
				P.06	pending	10/18/2004	nrpapic	10/18/2004	DataOps	CC.01	N/A
				P.02-RESTORE	completed	10/11/2004	nrpapic	10/11/2004	DataOps		
				P.03-RESTORE	completed	10/11/2004	nrpapic	10/11/2004	DataOps		

The Purge, Archive and Restore Manager provides a central dashboard for purge and archive tasks, and management.

Collection Criteria for Archive and Purge

- Administrators can define and save collection criteria
- Collection criteria used for generating the object lists for purging and archiving
- Same criteria may be used for both archive and purge
- Three-step “Create Query” wizard simplifies collection criteria creation:

1. Specify Query Details

2. Specify Scope for Criteria, such as which “contexts” to include (Products, Libraries, Projects, Domains)

3. Specify Selection Criteria, including:

- ♦ Object Type = EPMDocument (CADDocuments)
- ♦ Iteration = All but last 2
- ♦ Version = All but latest

- Selection criteria can include the following types of data:

- Object type (documents, parts and CAD documents)
- Lifecycle state
- Version at Maturity
- Version
- Iteration
- View
- Creator
- Created

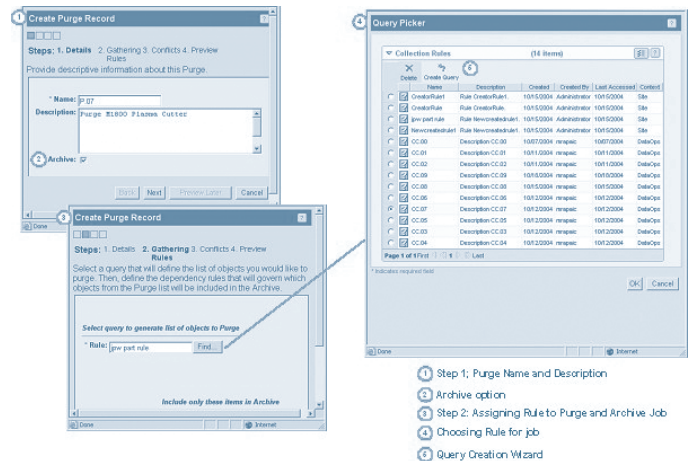
- Administrators can review the affected contexts and the collection criteria in each query

Purge and Archive Job Wizard

- Facilitates the creation of new purge and archive jobs
- Enables administrators to specify details about a new job, including whether to archive the data prior to purging
- Allows administrators, when archiving data, to specify options to be included in the archive. Options include:
 - Versions and Iterations - either the latest iterations of the latest version or the latest iterations of all versions
 - CAD Dependents - either required dependencies only, or all dependencies
- Provides a preview of the purge list generated by object selection criteria prior to starting an Archive and/or Purge job

General Capabilities

- Supports objects such as ‘WTDocuments’, ‘WTParts’ and ‘EPMDocuments’
- Enables archiving of viewables and markups



The Purge and Archive Wizard makes it easy to create new purge and archive jobs.

- Minimizes purge conflicts and facilitates restoring archives:
 - Purge will not remove the last iteration of any version of a Master
 - When an object is purged, the links from that object to other objects are also removed
- The dependencies of archived objects are also included in the archive, recursively
- Archive information is indexed for searching
- Support for restore of entire archives only
- Support for commercial mass storage devices
- Available to site and organization administrators with read permission

Platform Support

- Pro/INTRALINK 8.0
- Windchill PDMLink 8.0
- Windchill ProjectLink 8.0
- Windchill Foundation
- Windchill PDM 8.0
- Windchill PDM 8.0 and Windchill ProjectLink 8.0 Integral Solution
- Windchill PDMLink 8.0 and Windchill ProjectLink 8.0 Integral Solution

More Information

To learn more about the Windchill Archive Module, visit www.ptc.com, or contact your nearby PTC representative.

Copyright © 2006, Parametric Technology Corporation (PTC)—All rights reserved under copyright laws of the United States and other countries. Information described herein is based upon a single user experience. It is furnished for informational use only, is subject to change without notice, and should not be construed as a guarantee or commitment by PTC. PTC, the PTC Logo, Pro/ENGINEER, Wildfire and all PTC product names and logos are trademarks or registered trademarks of PTC and/or its subsidiaries in the United States and in other countries.