


Ff Geomagic Freeform® 2019

Scale Your Design for Custom Manufacturing with Geomagic Freeform® 2019



Supercharge your design workflow with the new Geomagic Freeform 2019 product line. This major release adds a host of new functionality that makes Freeform more productive, accessible, and ensures more consistent results. All of which lets you scale your design for custom manufacturing faster and more efficiently than ever.

Custom wrist brace courtesy of
Antonius Köster

More Productive

Slash repetitive workflow time by 80% or more

- Record any series of tasks and create a Dynabot™ to run common procedures and processes automatically.
- Simplify the interface by hiding tools you don't use often.
- Use more of the 3D workspace with transparent dialog boxes.
- Work faster with new patterning and hybrid construction tools.

More Accessible

New users can become productive in Freeform quickly

- Create custom, guided modeling wizards with step-by-step instructions using Dynabot, so even novices can complete complex modeling tasks.
- Customize palettes to show only the tools your team needs, removing clutter and making training new users easier.

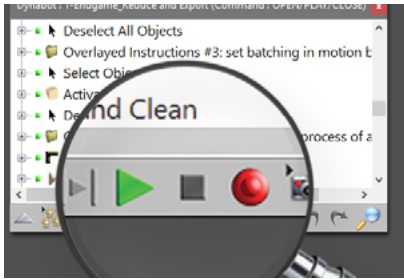
More Consistent

Embed your best practices in Freeform to ensure quality results

- Everyone on your team can benefit from the expertise of your best users.
- Create a series of Dynabots to prescribe specific procedures and processes with uniform settings and clear guidelines so everyone gets consistently high-quality results.
- Share custom palette filter files so everyone across your organization has the same optimized toolbox.

New & Enhanced Features in Geomagic Freeform® 2019

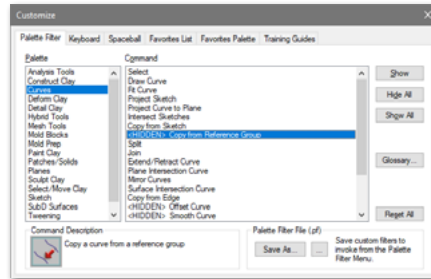
Dynabots



Dynabots are interactive assistants that anyone can build in Freeform. They are a powerful, flexible automation system that works with clicks, not code – so you don't have to be a developer to create your own Dynabots. Record, edit, and share Dynabots in minutes – from simple recorded macros to sophisticated mini-apps with custom interfaces that can automate almost any workflow in Freeform.

Available in: **Fr** Geomagic® Freeform Plus™

Customizable Palettes & Themes



Set up the Freeform interface just the way you like for a simpler, more productive and intuitive work environment.

Palette Filtering Tools

Available in:

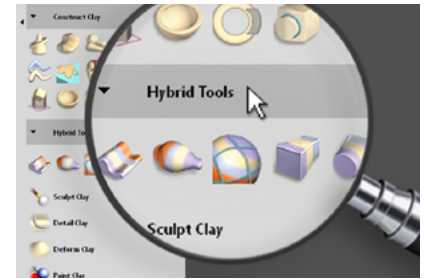
Sc Geomagic® Sculpt™ **Fr** Geomagic Freeform®
Fr Geomagic® Freeform Plus™

UI Themes

Available in:

Fr Geomagic Freeform®
Fr Geomagic® Freeform Plus™

Hybrid Construction Tools



14 different tools have been consolidated into 5 more powerful tools that let you work consistently across geometry types and add CAD-like functionality.

Available in: **Fr** Geomagic® Freeform Plus™

| ADDITIONAL NEW FEATURE HIGHLIGHTS | SCULPT | FREEFORM | FREEFORM + |
|--|--------|----------|------------|
| Guide Curves for Autosurfacers now lets you leverage pre-drawn curves to define boundaries for key regions and assign their edge continuity. | | | • |
| New Axis Markers have greater utility and enhanced placement precision thanks to new interactive bump stops and per-marker attribute control. | | • | • |
| Pattern Piece now boasts an upgraded and refined UI/UX that is intuitive, powerful, and enhanced to support bulk operations. | • | • | • |
| New Touch X USB Support gives you the convenience, precision and reliability of the latest Touch X haptic device improvements. | • | • | • |
| Enhanced Color Management makes Boolean color and clay/mesh conversion more predictable and gives you new levels of control. | • | • | • |
| Enhanced Favorites List (spacebar menu) now supports multiple columns and displays tool icons. | • | • | • |
| Scrollable Palettes let you quickly find the tools you need with the flick of your mouse wheel. | • | • | • |



middle east
3D PRINTING THE FUTURE

3D SYSTEMS®
DISTRIBUTOR | Middle East & North Africa

U.A.E Office : 3204, Prism Tower, Business Bay, P.O. Box 28820, Dubai, U.A.E.
K.S.A Office : Al Saif Tower, 6th Floor, King Abdullah Street, Near Intersection with Olaya Street, Riyadh, K.S.A.
Tel : +971.4.443.3853 ; Fax : +971.4.443.3938 ; Email : info@3d-me.com ; Website: www.3d-me.com